

Hand held Mixers

Bermixer PRO 750W with Stainless Steel Tube 22"

ITEM # _____

MODEL # _____

NAME # _____

SIS # _____

AIA # _____



602194
(BP7555U)

Bermixer PRO, portable hand held immersion blender, variable speed, handle grip, with 22" stainless steel cutter tube, 1 HP, 750 watt.

Short Form Specification

Item No. _____

Bermixer PRO, portable hand held immersion blender, variable speed, handle grip, with 22" stainless steel cutter tube, 1 HP, 750 watt, 115v/60/1. Stainless steel tubes (various lengths) and whisk available upon request as an accessory, to mix, liquidize, whip or emulsify.

IP55 water protected control panel.

With NEMA 5-15P Plug

Main Features

- Parts in contact with food - tube, blade, shaft - can be completely dismantled without tools for easy cleaning.
- Designed to be used directly in stew pots up to 71gal (270Lt).
- Delivered with:-flat base motor-stainless steel tube-space saving storing wall support
- Anti-splash bell knife design.
- Tube, knife and whisks are dishwasher safe.
- Light weight, ergonomic grip and adjustable speeds make preparation tasks fast and easy.
- Overheating warning red indicator.
- Bayonet system makes fast and simple to exchange tools.
- Productivity suitable for 50 to 300 meals per service.

Construction

- Motor has an air cooling system and is protected against overheating (in case of long intensive work).
- Maximum speed 10000 rpm.
- Power: 750 watts (1 HP).
- Smart speed control to ensure the right power according to the work load.
- Water protected motor unit (controls are IP55, IP34 throughout machine).

Included Accessories

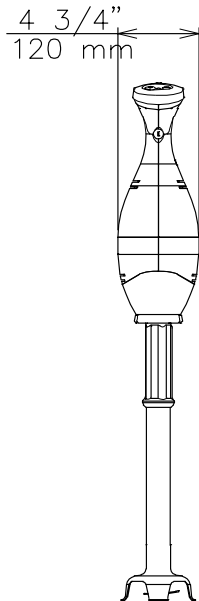
- 1 of Stainless Steel cutter tube 22in (553mm) PNC 650134

Optional Accessories

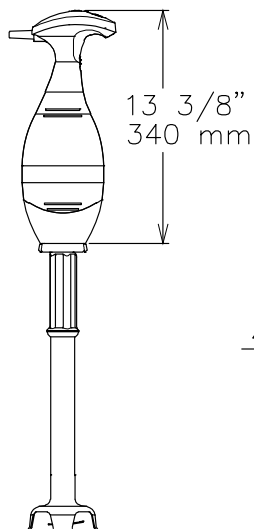
- Stainless Steel cutter tube 18in (453mm) PNC 650133
- Stainless Steel cutter tube 22in (553mm) PNC 650134
- Stainless Steel cutter tube 26in (553mm) PNC 650135
- Adjustable rail, for containers 15in - 26in PNC 653292
- Bowl cradle for containers PNC 653294
- Reinforced whisk 10in PNC 653578

APPROVAL: _____

Front

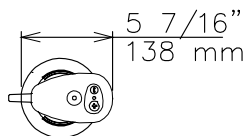


Side



EI = Electrical connection

Top



Electric

Supply voltage: 110-120 V/1 ph/50/60 Hz

Total Watts: 0.75 kW

Plug type: USA NEMA 5-15P

Key Information:

External dimensions, Width: 5 7/16" (138 mm)

External dimensions, Depth: 4 3/4" (120 mm)

External dimensions, Height: 34 1/16" (865 mm)

Shipping width: 11 7/16" (290 mm)

Shipping depth: 27 3/16" (690 mm)

Shipping height: 7 1/16" (180 mm)

Shipping weight: 12 lbs (5.42 kg)